

AEM® Monitors

The AEM® Burn Protection System consists of two primary components: AEM® Monitor and AEM® Laparoscopic Instruments. The monitor is attached to the electro-surgical generator (ESU) and to the AEM Laparoscopic Instrument. ACTIVE ELECTRODE MONITORING is intended for use only with ESUs incorporating Contact Quality Monitoring (CQM) and with a dual pad-type return electrode.

PRODUCT HIGHLIGHTS

- AEM® Burn Protection Systems are compatible with most commonly used ESUs.
- An AEM® Burn Protection System must be used in order to operate with AEM® monopolar laparoscopic instruments.
- Monitor feet are spaced to fit securely on most OR equipment carts.
- Recesses are provided on the top of monitor so most compatible ESUs may be placed securely on top.
- AEM® Cord Adapters allow for fast, easy connection of monitor to ESU.
- Monitors can accommodate both Encision monopolar and bipolar instruments.
- Monitors can accommodate both Encision handswitching and footswitching instruments.
- May require additional AEM® Cord Adapters for use with some ESUs.

Force FX™ Electro-surgical Generator with AEM® Burn Protection System



Copyright ©2008, Covidien. All rights reserved. Reprinted with the permission of Covidien.

ConMed System 5000™ ESU with AEM® Burn Protection System



Copyright ©2008 ConMed Corporation. All rights reserved. Reprinted with the permission of ConMed Corporation.

Monitors

Catalog



EM2+ AEM® Monitor

(for use with selected 115V Covidien/Valleylab, Bard, Bovie, ConMed, ERBE, Medtrex, Megadyne, and Olympus ESU models)

EM2+



EM2+E AEM® Monitor






(for use with selected 230V Covidien/Valleylab and ConMed ESU models)

EM2+E

AEM® Monitors



AEM® Monitor Accessories

| AEM® Monitor Accessories | Catalog # |
|---|---|
|  | <p>AEM® Cord Adapter</p> <p>ES9005</p> |
|  | <p>AEM® Cord Adapter, Long</p> <p><i>(for use with EM2+ and selected 115V ConMed ESU models)</i> <i>(for use with EM2+E and selected 230V Covidien/Valleylab and ConMed ESU models)</i></p> <p>ES9005A</p> |
|  | <p>Inhibit Adapter Extension</p> <p><i>(for use with EM2+ and selected 115V ConMed and ERBE ESU models)</i></p> <p>ES9007</p> |
|  | <p>Inhibit Adapter Extension, .272x.467</p> <p><i>(for use with EM2+ with selected 115V Birtcher, Bovie, ERBE, and Medtrex ESU models)</i></p> <p>ES9008</p> |
|  | <p>Universal Adapter</p> <p><i>(Required to operate Encision handswitching instruments.)</i> <i>(for use with all AEM® Monitors.)</i></p> <p>ES9015</p> |