



STERILE

Rx ONLY

ENCISION recommends placing this document with the instructions for use for your AEM Monitor.

Device Description

Disposable Cord - For Single Use Only

The **ES4107** Disposable AEM Cord connects the AEM Laparoscopic Instrument to the AEM Monitoring System.

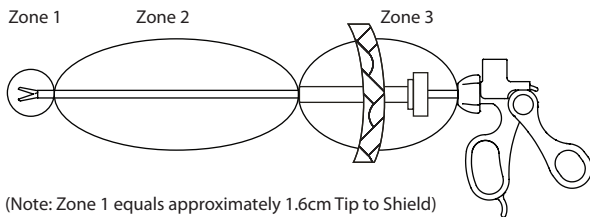
CAUTION

- This product is rated to 9000 Vp-p. Limit electro-surgical generator power setting to 80 Watts or lower (60 Watts for the Conmed Aspen Excalibur spray mode). Higher settings may result in spurious insulation failure alarms and/or insulation breakdown. See the Encision AEM Monitor instructions for use for a list of compatible electro-surgical generators.
- This product is supplied sterile and is not intended for use more than one time. No attempt should be made to reprocess this device.

Use with Monopolar Electrosurgery

AEM instruments, in conjunction with an AEM Monitor properly connected to the electro-surgical generator (ESU), continuously monitor and dynamically manage “stray energy” (insulation failure and capacitive coupling) in zones 2 & 3, which are likely out of the surgeon’s field of view.

AEM shielding does not cover zone 1, which the surgeon should keep in view during instrument activation. As in all applications, “misapplied” electro-surgical energy remains the responsibility of the attending surgeon.



Laparoscopic procedures should be performed only by surgeons having adequate training and familiarity with laparoscopic techniques and who are also knowledgeable about anatomy and pathology as well as the complications, hazards, risks and benefits of the procedure.

Indications/Intended Use

These AEM instruments incorporate the use of AEM technology and are intended for use in delivering monopolar electro-surgical energy during laparoscopic procedures only.

AEM instruments are intended for use with the AEM Monitoring System and electro-surgical generators having compatibility with the AEM Monitor.

Contraindications

These instruments are not intended for use when laparoscopic electro-surgical techniques are contraindicated.

Instructions For Use

Prior to Use

Thoroughly read these instructions and the AEM Monitor instructions for use.

The Disposable Cord is supplied sterile. Inspect the package and product for damage prior to use.

AEM System Setup/Assembly Instructions

CAUTION

- Always fully connect the AEM Cord to the instrument and to the adapter or monitor. Partial connections may cause arcing, which will damage the product.

For setup of the AEM Monitoring System, see the AEM Monitor instructions for use.

1. Connect one end of the AEM Cord to the laparoscopic instrument.
2. **When using the EM2 Series AEM Monitor**, connect the other end of the AEM Cord to the ES9005 Cord Adapter (connected to the electro-surgical generator and the monitor). If the ES9015 Universal Adapter is installed on the monitor, connect the other end of the AEM Cord to the Universal Adapter.

When using the EM3 Series AEM Monitor, connect the other end of the AEM Cord directly to the monitor.

WARNING

- Pulling or tugging cords can result in breaking of internal conductors, causing intermittent alarms or sparking and burning of insulation during use. The AEM Monitor is not designed to detect or prevent an arc in the event of a broken active wire.
- Damage to connector body and/or insulation may result in shock or fire hazard.
- Keep electrical connections dry while in use to prevent potential conduction of HF current to the user.
- Damaged external insulation AND incorrect setup of the AEM Monitor may result in a risk of unintended patient burn, shock or fire hazard. Do not use product having damaged insulation.
- Good operating room practice suggests that connections of accessories to electro-surgical generators be made only while the generator is OFF or on Standby.
- Use these instruments only in conditions that assure adequate visualization to minimize risk of misapplied electro-surgical energy.
- Keep ESU power setting as low as possible for the intended purpose to minimize unintended burns.
- A single AEM instrument must be the sole conductor of energy to tissue. Do not conduct energy by touching an AEM instrument to a second instrument contacting tissue. The second device will not be protected from capacitive coupling and insulation failure.
- Keep electro-surgical instruments away from the patient and operative field when not in use. Accidental activation can result in unintended injury to the patient.
- See the electro-surgical generator manual and AEM Monitor instructions for use for precautions concerning the general application of electro-surgical equipment.

CAUTION

- Damaged internal insulation of the cord and/or instrument, or loss of shield continuity, may cause ESU return pad alarms triggered by the AEM Monitor’s Fault Indicators. For maximum patient safety, discontinue use of the instrument if this occurs.
- Always fully connect the AEM Cord to the instrument and to the adapter or monitor. Partial connections may cause arcing, which will damage the product.

Disassembly/Disposal

Always disconnect cord by pulling on connector body. Replace cord if intermittent alarms are experienced during use or set up.

NOTE

- Used instruments are considered medical waste. Dispose of in accordance with local regulations.

End of Life Indicators

Discontinue use if any of the following are evident:

- Intermittent electrical performance
- After one use of product.

Reprocessing

WARNING

- This product is intended for single use and shall not be reprocessed or resterilized. Resterilization may compromise the integrity of the device, which may result in malfunction or electrical hazard to the patient or user.

Express Warranty

ENCISION hereby warrants to Buyer that products purchased hereunder shall be free from defects in materials and workmanship under normal use and service, as specified in this Instruction for Use/ Care, until the labeled USE BY date, or one (1) use, whichever occurs first.

Any evidence of repair, modification, or resterilization of this product will void this warranty.

See AEM Monitor instructions for use for details of Limitations, Disclaimer, and Exclusions.





Return of Used Product

If for any reason this product must be returned to ENCISION, a returned goods authorization is required prior to shipping. Appropriate return instructions may be obtained from ENCISION.

Product

ENCISION reserves the right to amend, modify or to change any product, to introduce new products, to withdraw products and otherwise vary product specifications at any time without notice.

ENCISION® and AEM® are registered trademarks of ENCISION Inc.

	Federal (USA) law restricts this device to sale by or on the order of a physician.
	Consult Instructions for Use
	Not made with natural rubber latex.
	Do not use if the product sterilization barrier or its packaging is compromised.

Made in Taiwan

Manufactured for

ENCISION Inc.
6797 Winchester Circle
Boulder, CO 80301 USA
Ph: 303-444-2600 Fax: 303-444-2693

 1275

Authorized Representative

(according to MDD93/42/EEC)
MDSS GmbH
Schiffgraben 41
30175 Hannover, Germany

Printed in Taiwan
© Copyright 2013 Encision Inc.