

EM3 AEM[®] Monitoring System



AEM[®] Technology

Quick and Easy Setup

Monopolar and Bipolar
Functions



ENCISION[®]
DELIVERING ENERGY SAFELY



EM3 AEM Monitor connected to the Covidien Force FX electrocautery generator.

Quick Setup

For quick and easy setup, all instruments and accessories connect to the EM3 Monitor.

Integrated Instrument Control

The EM3 Monitor accommodates hand control and foot control AEM instruments without added adapters.

Plug and Play


A generator-specific Monopolar Adapter connects the EM3 Monitor to most compatible electrocautery generators. A Universal Monopolar Adapter is also available.

A Bipolar Adapter connects the EM3 Monitor to the electrocautery generator for bipolar end point monitoring.

Electrosurgical Generator (ESU) Compatibility

The EM3 Monitor is compatible with these ESUs:

- Covidien Force Triad™
- Covidien Force FX™
- Conmed System 5000™
- Conmed Excalibur™



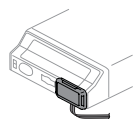
For monopolar electro-surgical setup:



+



+



EM3-20



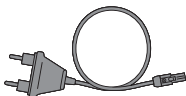
EM3-40



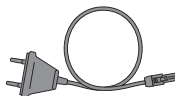
EM3-60



EM3-70



BP9003



BP9004



EMR

Order Information

Catalog#

EM3 AEM Monitor	EM3
EM3 Monopolar Adapter, Force FX	EM3-20
EM3 Monopolar Adapter, System 5000	EM3-40
EM3 Monopolar Adapter, Universal	EM3-60
EM3 Monopolar Adapter, Force Triad	EM3-70
EM3 Bipolar Adapter, Excalibur	BP9003
EM3 Bipolar Adapter, Standard	BP9004

End Point Monitor Remote Display EMR

The Remote Display indicates the bipolar current and can be placed in a convenient viewing location. Connect the EMR to the rear panel of the EM3 Monitor.